

WYPEŁNIA ZDAJĄCY

KOD

--	--	--

PESEL

--	--	--	--	--	--	--	--	--	--	--	--

Miejsce na naklejkę.

Sprawdź, czy kod na naklejce to
M-100.

Jeżeli tak – przyklej naklejkę.
Jeżeli nie – zgłoś to nauczycielowi.

**EGZAMIN MATURALNY
JĘZYK ANGIELSKI**

POZIOM PODSTAWOWY



ARKUSZ POKAZOWY

TERMIN: **4 marca 2022 r.**

CZAS PRACY: **120 minut**

LICZBA PUNKTÓW DO UZYSKANIA: **60**

Instrukcja dla zdającego

1. Sprawdź, czy arkusz egzaminacyjny zawiera 18 stron (zadania 1–12). Ewentualny brak zgłoś przewodniczącemu zespołu nadzorującego egzamin.
2. Teksty do zadań od 1. do 3. zostaną odtworzone z płyty CD.
3. Pisz czytelnie. Używaj długopisu/pióra tylko z czarnym tuszem/atramentem.
4. Nie używaj korektora, a błędne zapisy wyraźnie przekreśl.
5. Pamiętaj, że zapisy w brudnopisie nie będą oceniane.
6. Na tej stronie oraz na karcie odpowiedzi wpisz swój numer PESEL i przyklej naklejkę z kodem.
7. Zaznaczając odpowiedzi w części karty przeznaczonej dla zdającego, zamaluj  pola do tego przeznaczone. Błędne zaznaczenie otocz kółkiem  i zaznacz właściwe.
8. Tylko odpowiedzi zaznaczone na karcie będą oceniane.
9. Nie wpisuj żadnych znaków w części przeznaczonej dla egzaminatora.

MJAP-P0-**100**-2203

Zadanie 1. (0–5)

Usłyszysz dwukrotnie pięć wypowiedzi związanych z nauką jazdy samochodem. Do każdej wypowiedzi (1.1.–1.5.) dopasuj odpowiadające jej zdanie (A–F). Wpisz rozwiązania do tabeli.

Uwaga: jedno zdanie zostało podane dodatkowo i nie pasuje do żadnej wypowiedzi.

The speaker

- A. advertises a driving course.
- B. failed his/her practical driving test.
- C. talks about his/her first driving lesson.
- D. explains how to apply for a driving course.
- E. describes an accident that happened during a driving lesson.
- F. offers training for people who want to solve their emotional problems.

1.1.	1.2.	1.3.	1.4.	1.5.

Zadanie 2. (0–6)

Usłyszysz dwukrotnie cztery teksty. W zadaniach 2.1.–2.6. z podanych odpowiedzi wybierz właściwą, zgodną z treścią nagrania. Zakreśl jedną z liter: A, B albo C.

Tekst 1.

2.1. Which sequence of activities is planned by the girl?

- A. choosing a present – watching a film – buying vegetables
- B. watching a film – choosing a present – buying vegetables
- C. buying vegetables – choosing a present – watching a film

Tekst 2.

2.2. Which is the best title for the story?

- A. A RUDE WAITRESS
- B. AN UNUSUAL REQUEST
- C. SATISFIED CUSTOMERS

Tekst 3.

2.3. What conclusion can you draw from the conversation?

- A. Reporters should be better paid.
- B. A trip to Venice will soon cost tourists more than they expect.
- C. The media should employ journalists with a good knowledge of foreign languages.

Tekst 4. (do zadań 2.4.–2.6.)

2.4. *The Guardian* is going to

- A. give away new books.
- B. organise meetings with famous writers.
- C. collect second-hand books for libraries.

2.5. Which is TRUE about the stickers that *The Guardian* is going to distribute?

- A. They have short book reviews on them.
- B. They should be sent back to *The Guardian*.
- C. They will be used by people who want to donate a book.

2.6. The author of the text informs people about

- A. research into reading habits.
- B. the rules of a reading competition.
- C. a campaign to promote book reading.

Zadanie 3. (0–4)

Usłyszysz dwukrotnie wypowiedź przewodnika wycieczki. Na podstawie informacji zawartych w nagraniu odpowiedz na pytania 3.1.–3.4., tak aby jak najbardziej precyzyjnie oddać sens wysłuchanego tekstu. Odpowiedzi należy udzielić w języku angielskim.

3.1. What is the reason for the delay?

3.2. How long will the break in Bristol be?

3.3. What event is the group going to attend in Queen's College?

3.4. Where will the group meet at 5:30?

Zadanie 4. (0–4)

Przeczytaj tekst. Dobierz właściwy nagłówek (A–F) do każdej części tekstu (4.1.–4.4.).
Wpisz odpowiednią literę w każdą kratkę.

Uwaga: dwa nagłówki zostały podane dodatkowo i nie pasują do żadnej części tekstu.

- A. A DESIGN WHICH ILLUSTRATES A PHOTOGRAPHIC PROCESS
- B. TECHNIQUES OF PHOTOGRAPHING THE COUNTRYSIDE
- C. THE EVOLUTION OF A CAMERA PHONE
- D. A DEVICE AS A DECORATIVE ELEMENT
- E. OUTDOOR PHOTO OPPORTUNITIES
- F. THE COST OF ACCOMMODATION

A POLAROID-INSPIRED VILLA

4.1.	
------	--

In these days of digital cameras and camera phones, Polaroid cameras may seem unimportant, but it is not so in St Barth, where the iconic camera plays a key role in the interior design of a hotel known as “Villa Polaroid”. For example, in one of the bedrooms, seven Polaroid cameras from various generations are used as wall art inside white boxes. In another room an old camera functions as a part of a desk lamp. All around the property there are many armchairs with pillows presenting a graphic image of the camera.

4.2.	
------	--

The style in which the villa has been painted reminds us of the way in which a Polaroid photograph develops, with colours slowly becoming brighter as you move through the building. The white outside walls give way to brighter and warmer colours as you go inside the hotel, and the furniture is decorated in bright yellow, blue and red. It is like a rainbow which becomes more and more visible with each passing moment, just as the image on a Polaroid photo does!

4.3.	
------	--

The villa’s appearance is clearly one attraction for photographers but there are others, too. With views overlooking the sea and a large garden with lots of local plants such as orchids, the villa’s grounds are a paradise for those wanting to take that perfect photograph. As there are also cars for hire available at the villa, you have plenty of possibilities to take photos on a sightseeing tour of the area. The prices are from 30 to 150 euros per day, depending on which car you want to rent.

4.4.	
------	--

Weekly rentals of the villa start at 3,500 euros for two people, or 4,200 euros for up to six guests. In the high season, you will have to pay up to a few hundred euros more per day. The price includes a fully equipped kitchen, Wi-Fi access, and a large library with many books, CDs, and DVDs. The pictures you take during your stay will be a wonderful reminder of a special holiday that will be with you for the rest of your life.

Na podstawie: www.bbc.com

Zadanie 5. (0–7)

Przeczytaj cztery teksty (A–D). Wykonaj zadania 5.1.–5.7. zgodnie z poleceniami.

Tekst A



Come and see *Robots!*

17 January – 17 May

Unique collection

Come face to face with some of the world's most advanced robots which might one day be part of our lives. The exhibits include:

- *Kodomoroid* – a robot which is a news reader
- *Maria* – a robot which was used in Fritz Lang's *Metropolis*
- *Zoya* – a robot which can identify people's feelings – if you are sad, it will try to cheer you up by playing your favourite song or telling you a joke.

Don't miss the *Robot Playing Zone* where you can interact with robots, for example by playing board games or doing yoga with them. You can also listen to robots telling stories or visit a VR room where you can explore a fully automated car factory and watch how robots are used in hospitals.

Guided tours:

- on weekdays for school groups only (booking necessary)
- at weekends for all visitors (at 10 a.m. and 4 p.m.)

Opening times:

Monday – Friday 9 a.m. to 5 p.m.; Saturday and Sunday 9 a.m. to 8 p.m.

Na podstawie: www.tekniskamuseet.se

Tekst B

“Do you want something, Robbie?” said Gloria. “Oh, I know. You want a story.”

The robot nodded.

“Which one?”

Robbie made a semi-circle in the air with one finger.

The little girl protested, “Again? I’ve told you *Cinderella* a million times. Aren’t you bored with it? It’s for babies!”

Another semi-circle.

“Well, so be it. Once upon a time there was a beautiful little girl. And she had a terribly cruel stepmother and two very ugly and very cruel stepsisters...” Gloria was in the middle of the story when they heard her mother call: “Gloria, where are you?”

“Mamma’s calling me, Robbie. We’d better get back to the house,” said Gloria.

“Where were you?” Mrs. Weston asked impatiently when she saw them.

“I was telling Robbie a story, and I forgot it was dinner-time,” Gloria tried to explain.

“Well, it’s a pity Robbie forgot, too,” Mrs. Weston said, throwing an angry look at the robot,

“You may go, Robbie. She doesn’t need you now.” And then she added sharply, “Don’t come back till I call you.”

Na podstawie: *I, Robot* by Isaac Asimov

Tekst C

A.I. robot serves customers at Seoul restaurant

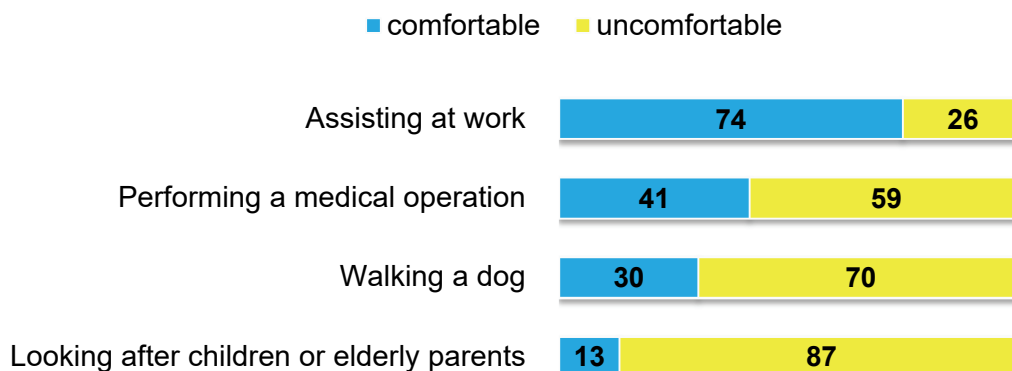
“Aglia Kim”, a robot which is equipped with artificial intelligence, is serving food to customers at a restaurant in Seoul. The customers first order from the menu using a touch-screen on their table, and then the robot brings their order to the table. The robot is equipped with food trays which can carry up to 30 kilograms and can deliver food to up to four tables at a time. It also has an LCD screen and a speaker to communicate with customers. The robot has been programmed to speak not only Korean but also English, so the restaurant is visited by many foreign tourists and it has become one of the city’s favourite new attractions.

There are plans to produce more robots for restaurants this year and create a model with voice recognition technology early next year.

Na podstawie: <https://reuters.com>

Tekst D

A hundred people were asked if they would feel comfortable or uncomfortable about a robot performing certain tasks for them. Below you can see the results of the survey.



Źródło: <https://reuters.com>

Przeczytaj zdania 5.1.–5.3. Dopasuj do każdego zdania właściwy tekst (A–D). Wpisz rozwiązania do tabeli.

Uwaga: jeden tekst nie pasuje do żadnego zdania.

5.1.	This text presents people's opinions about the roles which robots might have.	
5.2.	This text advertises an event for people who want to learn about different robots.	
5.3.	This text shows someone's unkindness towards a robot.	

Przeczytaj wiadomość, którą Jack wysłał do kolegi. Uzupełnij luki 5.4.–5.7 zgodnie z treścią tekstów (A–D), tak aby jak najbardziej precyzyjnie oddać ich sens. Luki należy uzupełnić w języku angielskim.

Uwaga: w każdą lukę można wpisać maksymalnie trzy wyrazy.

Hi Tim,

Yesterday I went to see an exhibition which shows many interesting robots. It is great because visitors can learn a lot but they can also play with the robots. There is even one robot which can read people's emotions. It is called 5.4. _____.

I went to see the exhibition after school so I didn't have enough time to see everything, but I will go again at the weekend. They close later at weekends and there is the option of having 5.5. _____. I will choose the one which starts in the morning and then I can spend all day there.

*When I was there yesterday, I bought a great book. I've already started reading it. There is a great story there about a little girl who tells fairy tales to a robot. The robot loves fairy tales! If it wants to listen to its favourite one, it draws 5.6. _____
_____ in the air. Can you imagine that?*

I know robots are really popular in Asia. I've read an article recently about a restaurant in Korea where a robot serves food. There are no waiters. The only real person working there is a chef. The robot can 5.7. _____, so the restaurant has become popular with visitors from other countries.

Are you also interested in robots?

Jack

pusta strona

Zadanie 6. (0–5)

Przeczytaj tekst. Z podanych odpowiedzi wybierz właściwą, zgodną z treścią tekstu. Zakreśl jedną z liter: A, B, C albo D.

Have you ever wondered why traffic lights are red, yellow and green?

The first signalling system was built in London in 1868. It was not designed for motor cars as they didn't exist at that time. Horse-drawn carriages were a popular means of transport in those days and there were many pedestrians, but the first traffic signalling system was not for them either. In fact, it was for controlling railway vehicles. At first the system was pretty basic and didn't even have lights. There were just two wooden arms that moved. Their position informed train drivers to go or to stop. But at night it was impossible to see the arms, so railway engineers installed simple lights to make the system visible after dark. Red was for "stop", green for "be careful" and white for "go".

However, the choice of white for "go" caused a lot of problems. At night, white lights from street lamps sometimes made train drivers believe the white traffic light was on and that they could go. This resulted in several serious collisions, and railway officials decided to replace the white light with yellow and to change the meaning of the traffic light colours. The green light now meant "go" and yellow meant "be careful" as it was the most clearly visible traffic light at night. Soon the system was introduced on roads, and red, yellow and green lights have been used ever since.

And have you ever wondered how colour-blind drivers, who cannot tell the difference between some colours, read traffic lights? Most of them rely on the order of the lights, because green is at the bottom and red is at the top, and this order never changes.

Road engineers in the United States wanted to help colour-blind people recognize the lights better. At first, they tried making the lights much stronger, but it was not effective. One successful solution was changing the lights by adding an orange shade to the red light and a blue shade to the green. This change made a big difference to most colour-blind drivers and such lights can be found all over the USA. Another idea, called Uni-Signal, combines colours with shapes. In this system the red light is triangle-shaped, the green light is square, and the yellow light is a circle. These different shapes allow colour-blind drivers to identify traffic lights from much farther away. However, this system is not widely used because introducing it would be extremely expensive.

Some people believe that the best way to make roads safer is to have no traffic lights at all! The idea is simple – if no one is automatically given the right to drive through at crossroads, then everybody will drive more carefully. However, opponents of this solution say that traffic lights are necessary, especially at big crossroads where the traffic is heavy.

Na podstawie: www.autoevolution.com; www.todayifoundout.com

6.1. The first signalling system was designed for

- A. horse-drawn carriages.
- B. pedestrians.
- C. motor cars.
- D. trains.

6.2. Railway officials decided to stop using the white light because it was

- A. not liked by car drivers.
- B. not easy to see at night.
- C. mistaken for the colour yellow.
- D. the same as the light of street lamps.

6.3. Colour-blind drivers in the USA were helped when

- A. the traffic light colours were replaced by shapes.
- B. the traffic light colours were modified a little.
- C. the order of the traffic light colours was changed.
- D. the traffic light colours were made stronger.

6.4. Which is stated in the text as an OPINION, not a fact?

- A. The use of white traffic lights for “go” led to some dangerous accidents.
- B. The combination of colour and shape is helpful for colour-blind drivers.
- C. The disappearance of traffic lights will improve road safety.
- D. The white traffic lights were replaced by yellow ones.

6.5. Which is the best title for the text?

- A. THE DEVELOPMENT OF TRAFFIC LIGHTS
- B. OPPOSITION TO NEW TRAFFIC LIGHTS
- C. THE FUTURE OF TRAFFIC LIGHTS
- D. LIFE BEFORE TRAFFIC LIGHTS

Zadanie 7. (0–4)

Przeczytaj tekst, z którego usunięto cztery zdania. Wpisz w każdą lukę (7.1.–7.4.) literę, którą oznaczono brakujące zdanie (A–E), tak aby otrzymać spójny i logiczny tekst. **Uwaga:** jedno zdanie zostało podane dodatkowo i nie pasuje do żadnej luki.

THE POWER OF ENCOURAGEMENT

Dante Gabriel Rossetti, the famous 19th-century English poet and artist, was once visited by an elderly man who showed him some drawings. **7.1.** _____ After seeing the first few, Rossetti knew that they were rather poor. He felt sorry for the man, but he couldn't lie. **7.2.** _____ The man was disappointed, but seemed to have expected the negative opinion. He apologized to Rossetti for taking up his time. **7.3.** _____ The artist examined the next set of sketches and immediately became enthusiastic over the talent they showed. "These," he said, "oh, these are very good. This artist has great talent. He should get help and encouragement. He has a great future." **7.4.** _____ "Yes," said the man sadly. "The first drawings I showed you were my son's. But these are mine – from 40 years ago. It's a pity I didn't hear your opinion then! I got discouraged and gave up too soon."

Na podstawie: <https://combinedharvesters.wordpress.com>

- A. Then, he asked Rossetti to look at some more drawings and once again wanted his opinion.
- B. So, as gently as possible, he explained that the pictures were without much value.
- C. Rossetti asked the man if he knew this gifted artist, and the man nodded.
- D. Rossetti agreed but wanted to know who had done all the drawings.
- E. He wanted Rossetti to tell him if they showed any potential.

Zadanie 8. (0–3)

Uzupełnij poniższe minialogi (8.1.–8.3.). Wybierz spośród podanych opcji brakującą wypowiedź lub jej fragment, tak aby otrzymać spójny i logiczny tekst. Zakreśl jedną z liter: A, B albo C.

8.1.

X: Doctor, I'm not feeling very well.

Y: _____

X: I've got this awful pain in my stomach.

- A. What do you think about it?
- B. What have you got to do with it?
- C. What seems to be the problem?

8.2.

X: We have to hurry up or we will be late.

Y: Don't worry. We still have some time. The match starts _____.

X: Great! That leaves us plenty of time to get some pizza.

- A. for more than an hour
- B. in an hour
- C. an hour

8.3.

X: I really love skiing. What about you?

Y: _____

X: Oh no, not at all.

- A. I wish I could ski well.
- B. Isn't it terribly dangerous?
- C. Actually, I don't know much about it.

Zadanie 9. (0–4)

W zadaniach 9.1.–9.4. spośród podanych opcji (A–C) wybierz tę, która najlepiej oddaje sens wyróżnionego zdania albo fragmentu zdania. Zakreśl jedną z liter: A, B albo C.

9.1. **It's been more than a year since I saw my cousin.**

- A. I saw my cousin many times last year.
- B. I haven't seen my cousin for over a year.
- C. I've been seeing my cousin regularly since last year.

9.2. Our boss **gave us permission to take** a day off before Christmas.

- A. refused to let us take
- B. allowed us to take
- C. agreed to take

9.3. Jeremy **entered** his first art competition when he was in high school.

- A. won a prize in
- B. learned about
- C. took part in

9.4. **Fewer people came to the meeting than we had expected.**

- A. We thought more people would come to the meeting.
- B. Not everybody was allowed to come to the meeting.
- C. Too many people came to the meeting.

Zadanie 10. (0–3)

W zadaniach 10.1.–10.3. wpisz obok numeru zadania wyraz, który poprawnie uzupełnia obydwa zdania. Wymagana jest pełna poprawność gramatyczna i ortograficzna wpisywanych wyrazów.

10.1. _____

- Could you _____ me where the nearest bank is?
- My parents taught me never to _____ a lie.

10.2. _____

- His flat is _____ from the city center.
- We have not received a letter from him so _____.

10.3. _____

- Would you please _____ me a favour and take this letter to the post office?
- I'll cook if you _____ the dishes after dinner.

Zadanie 11. (0–3)

Uzupełnij zdania 11.1.–11.3. Wykorzystaj w odpowiedniej formie wyrazy podane w nawiasach. Nie należy zmieniać kolejności podanych wyrazów, trzeba natomiast – jeśli jest to konieczne – dodać inne wyrazy, tak aby otrzymać logiczne i gramatycznie poprawne zdania. Wymagana jest pełna poprawność ortograficzna wpisywanych fragmentów zdań.

Uwaga: w każdą lukę możesz wpisać maksymalnie cztery wyrazy, wliczając w to wyrazy już podane.

11.1. Please don't disturb Susan right now! She (*try / learn*) _____
_____ a poem by heart.

11.2. Do you know that (*one / Jane / interest*) _____
_____ is collecting film posters from foreign countries?

11.3. Mark began writing his essay an hour ago. He (*already / write*) _____
_____ most of it.

BRUDNOPIS (*nie podlega ocenie*)

